



Learning Through Play  
Since 1969!

# All Saints' Day School

Learning Through Play Since 1969



May 2024



1969 Woodside Lane ∞ Virginia Beach, VA 23454

(757) 481-0577, Ext. 3

Allsaintsdayschoolvb.com



All Saints' Day School

## Teacher Appreciation Week – May 6<sup>th</sup> – 10<sup>th</sup>

PATTCH has designed an awesome week for families to show their appreciation to the teachers who have given of their love, time, and talent to our Day School students this year. In case you have misplaced your schedule, we have included one following the calendar page at the end of this newsletter.

## PATTCH's Trunk-or-Treat – The Summer Edition

It's hard to believe that we are beginning the last month of the school year here at ASDS! It has been wonderful working with your children, and we look forward to their return as campers, students, and visitors!

In consultation with PATTCH leadership and staff, we decided that reprising our October Trunk-or-Treat for our last day celebration would be fun for the parents and the kids. For a refresher on how you can help make the fun, see the flyer (that has already been sent home) immediately following our Teacher Appreciation Week flyer at the close of this newsletter.




## Calling for KUDOS!



Dianne is in the process of updating our website, and we are looking for “testimonials” from our parents. You might want to share why you chose our school or reflect on a specific time when you knew in your heart that you had made the right decision for your child(ren) and family. Just e-mail Dianne ([allsaintsdayschool@gmail.com](mailto:allsaintsdayschool@gmail.com)) with your contribution, and Dianne will take care of the rest. Thank you!

## Our Next Newsletter Will Be A Combo!

Because our newsletter editor will be out-of-the country for a couple of weeks when our June newsletter would normally be edited and formatted, and because we want to make sure she has timely access to ALL of our end-of-the-year pictures (as well as a sprinkling of pics from our Sunny Days Camp), you can look for our last newsletter of the year on June 17<sup>th</sup> instead of June 1<sup>st</sup>.





**April Birthdays** for the following students and staff have been celebrated in Chapel when the entire school could sing "Happy Birthday" to:  
**Betty Anne, Scarlett, Teacher Terry, and Señora Mercedes.**



## From The Classrooms



## Teachers Stephanie & Leslie

The Sea Otters started the month of April by celebrating the Week of the Young Child with a fun Spirit Week. We enjoyed themed days like Crazy Hair Day. We then learned about birds, made bird feeders to observe birds at home, learned about ocean life and made a fish, jellyfish, and whale crafts, and ended the month by celebrating Earth Day. We talked about the importance of taking care of our planet by reducing, reusing, and recycling. The Sea Otters also learned about the letters "R" and "K" and the number "8". Looking forward to May, but can't believe the year is almost over!



## Teachers Susan & Madison

April was a great month! We had so much fun with Spirit Week with days for crazy hair, crazy socks, favorite sports jersey, favorite color, and the best day of all: pajama day! Thank you, Stingray Parents, for your great participation! The letters we worked on in April were li, Zz, and Qq. Sight words were "I", Zoo, and Quiet. Stingrays are now distinguishing between consonants and vowels. We are also continuing simple addition, recognizing plus and equal signs, and counting by 5's and 10's.

We celebrated Earth Day by discussing what's helpful and harmful to our Earth! A big shoutout to our parents for carrying out an assignment by taking pictures of their children doing something helpful for our Earth! We shared and discussed the pictures during Circle Time. They had great ideas on how to protect our Earth. Also, we created the Earth in paint-filled zip-top bags and placed the finished products on black paper splatter-painted with white dots so it appears to look like The Earth in Outer Space! Super cool!

### Creating Mother Earth







The Stingrays are ready for more learning fun in the month of May!

## ★ Teachers Sandra, Beth & Terry

Starfish students were very busy during the month of April even though we only had a few weeks in class due to Spring Break. We came back from Spring Break ready to learn. The first week back was *The Week of the Young Child*. Monday was “crazy sock day”, Tuesday was “wear your favorite color day”, Wednesday was “crazy hair day”, Thursday was “wear your favorite team jersey day”, and we ended the week with “pajama day”. The children had a blast all week.

Starfish students reviewed the alphabet letters all month and worked with the numbers 16,17,18 and 19. The diamond shape was introduced, and we learned about the life cycle of a plant. The students tasted different parts of a plant and saw where seeds came from in different vegetables and fruits.

“Bugs, bugs, bugs” was our theme the last week of April. The students learned about different types of bugs and their contributions to the ecosystem. We were able to see caterpillar eggs on the fennel in the children’s garden and saw them hatch into caterpillars. Spring has definitely sprung at ASDS, and we can’t wait to see what May will bring to our class.







## Teachers Karen & Devin

April began with Spring Break and a much-needed rest to get our Sea Turtles healthy. On our return, the entire school celebrated Spirit Week. We enjoyed participating with days designated for crazy socks and hair, our favorite color, our favorite sports team, and finally pajamas. We have been watching our garden eagerly awaiting the sprouting of our potatoes. In the meantime, we created a spring bulletin board inside. It includes flowers, bees, and butterflies. Finally, we celebrated Earth Day by making shaving cream Earths and learning about Reduce, Reuse, Recycle. We are eager to see what May has in store for the Sea Turtles.



## Teacher Martha of the Music Studio

Music classes continued learning about melody as well as revisiting rhythm. We played the glockenspiels to reinforce the concept of melody. We also used a variety of rhythm instruments, as well as scarves, to reinforce rhythm. The scarves also helped to teach about tempo - which is the speed of music, and dynamics - which is the changing volume of music. May will bring some more Spring songs as well as a review of this past school year.





## Teacher Karen of the Art Studio

April was an exciting time in art! The Sea Turtles colored a pig and then made them muddy with brown paint...lots of brown paint to be exact! We talked about the mud acting as sun protection for the pigs. For Earth Day they worked with green and blue paint in a zip lock bag. They mushed, spread, and smacked the paint around until there was no more to be found. They ended up with a very cool abstract planet earth. The last project was coloring a child blowing bubbles and then adding bubbles with paint and paper tubes.




They did an amazing job with the coloring and enjoyed making the bubbles!

The Starfish spent a couple of classes making robots. They were very patient waiting for the glue to dry. For Earth Day they did a balloon print painting of planet earth. They ended the month making paper chain caterpillars on a leaf.

The Stingrays made sock puppets complete with google eyes and crazy hair. For Earth Day they drew Earth, colored it and did an amazing job cutting it out so it could be glued in space with some stars. Lastly, they started a Cinco de Mayo project. They have painted the front of their serapes. They made their own designs with red, white and green paint; the colors of the flag of Mexico. To be continued...

The Sea Otters worked on their planet Earth by painting the continents green and the oceans blue with a method called pointillism. The results were fantastic! Then we moved on to a 2-week project painting rocks. After seeing a variety of examples, they each drew their own design for their rocks. The drawings helped them visualize how to apply the paint.

Overall, there has been tremendous improvement in all the classes. They are really developing their skills. Everything from coloring within the lines, cutting with scissors, patience when it comes to waiting for glue or paint to dry, and sharing. We are in tight quarters in art, so sharing is paramount. 😊



## Come to our Annual Art Show

Tuesday, May 6<sup>th</sup>

6:00 – 7:00 p.m.





Coach Jess of KidFit®



Can you find the  
4 Flying Saucers?



A Beautiful Earth Day!



FUN New Game! Octopus Tag!



In Health, Coach





## Señora Mercedes

¡Hola, familias! This month was a busy one for my family with three birthdays and a trip to visit grandparents on the west coast. I hope you had a fantastic Spring Break and Easter!

Your children did a great job with their color by number Spanish Easter lessons! It was a fantastic way for them to practice their colors and numbers at the same time.



The Sea Turtles continued working on their number lesson. We still practiced our colors and numbers, and new vocabulary about vegetables each class. They love their new veggie video, as well as the ones reviewing colors and numbers.

The Starfish class started a new book, Las Frutas, the fruits. What can I say about the fantastic job they are doing?? You are going to love it! We continued to practice our numbers all the way to 20 and watched our videos about farm animals and fruits.

The Stingrays continued to work on their number book. They have put a lot of effort into it, with lots of details, coloring, and tracing. They are also very good at counting all the way to 20 without much help! They love their number video and the one about farm animals.

The Sea Otters finally finished their number book and I think the result was amazing. They started a new lesson about Los Días de la Semana, or days of the week. ¡Hasta luego!

<https://www.youtube.com/watch?v=XSbQ0ceV1cs> Los vegetables - **Check out the new veggie video with your child!**

<https://www.youtube.com/watch?v=ZiNFXntWOJw> Los números y los colores

[https://www.youtube.com/watch?v=YwYckV5hLjI&list=RDYwYckV5hLjI&start\\_radio=1](https://www.youtube.com/watch?v=YwYckV5hLjI&list=RDYwYckV5hLjI&start_radio=1) Los animales de la granja

<https://www.youtube.com/watch?v=N9TTN5smxcs> Las Frutas

<https://www.youtube.com/watch?v=ZiNFXntWOJw&list=RDYwYckV5hLjI&index=2> Los numeros 1-10

<https://www.youtube.com/watch?v=N9TTN5smxcs> Las frutas

<https://www.youtube.com/watch?v=zzhHrQbHZMA> Números 1-20









<https://www.youtube.com/watch?v=v7mm8MC1MgY> Los días de la semana



## Welcome, May!



## For the Fridge

May 6 <sup>th</sup> - May 10 <sup>th</sup> Monday - Friday	Behind every child who believes in themselves is a teacher who believed in them first.	Teacher Appreciation Week	Please consult PATTCH Flyer on next page.
May 12 <sup>th</sup> Sunday		Happy Mother's Day!	L♥ve is our language!
May 14 <sup>th</sup> Tuesday 6:00 – 7:00 p.m.		Annual Art Show	Let your kids show you samplings of their artwork and tell you how they did it!
May 24 <sup>th</sup> Friday		Last Day of School "Trunk-or-Treat" @ NOON See flyer below.	Best Wishes to our Sea Otters and any other students who will not be returning in the fall. You take parts of our hearts with you.
May 28 <sup>th</sup> – 31 <sup>st</sup> Tuesday - Friday		Sunny days Camp "Creepy Crawly Garden"	Fridays are FUN FRIDAYS!  We'll have "fun in the sun" with Inflatables, bubbles, outdoor games and Icy popsicles to help cool off!
June 3 <sup>rd</sup> – June 7 <sup>th</sup> Monday - Friday		Sunny Days Camp "STEM" Science, Technology, Engineering & Mathematics	
June 10 <sup>th</sup> – June 14 <sup>th</sup> Monday – Friday		Sunny Days Camp Animal Planet	
June 14 <sup>th</sup> Friday		Flag Day!	Be proud to be an AMERICAN!
June 16 <sup>th</sup> Sunday		Happy Father's Day!	L♥ve is our language!



# Teacher

## appreciation week

May 6 - May 10

### MONDAY

YOU ARE THE SWEETEST! START YOUR MORNING WITH COFFEE AND BUNDT CAKES ON US!

### TUESDAY

ENJOY A SPECIAL HEARTFELT GIFT FROM YOUR STUDENTS

### WEDNESDAY

ENJOY LUNCH FROM TASTE AND FELLOWSHIP AFTER SCHOOL!

### THURSDAY

YOU ARE OUR FAVORITE TEACHERS! ENJOY A FEW OF YOUR FAVORITES ON US!

### FRIDAY

THANKS FOR HELPING US BLOOM! FLOWERS AND GIFT CARDS - TREAT YOURSELF, YOU DESERVE IT!

## Thank you

FOR YOUR HARD WORK AND DEDICATION TO OUR SCHOOL!

**WE APPRECIATE YOU!**



SPONSORED BY PATTCH

## Trunk or Treat: Welcome to Summer Edition!

Trunk or Treat is such a fun way to celebrate we thought it would be a great way to wrap up a fun filled year! To participate all you need is a trunk and some treats!



If you like a theme: Go for it! Suggestions would be anything “summery”: beach, pool, or perhaps graduation. Sand buckets will be provided, so please don’t send anything in. We will have it flow just like we did in the fall- the classes will begin coming out at noon and we should be finished by dismissal at 12:30. ***Please plan to arrive by 11:40 to get set up.*** There will be someone out there to help in lining up the cars- the more the merrier!

Please plan for 60 students to be participating: candy is of course an option, but any kind of trinkets are fun, too: stickers, tattoos, little cars, etc.

All students are invited! If your child doesn’t normally attend on Fridays, please coordinate with your child’s teacher a good time to bring them. If you’re not able to decorate a trunk and still want to escort your child through the cars, please arrive at the sidewalk a few minutes before your child’s designated time.

No costumes please- this is just a fun walk through celebration! A summer themed shirt or dress would be great but no pressure!

If you are unable to attend, please plan to pick your child up from their regular afternoon pick up spot.

Here are the approximate times each class will head out:

Sea Turtles: 12:00

Starfish: 12:05

Stingrays: 12:10

Sea Otters: 12:15

**Please know:** If there is light rain, we will still do this event. So please plan accordingly- rain coats, rain boots, umbrellas as necessary.

