



Learning Through Play Since 1969

All Saints' Day School

Learning Through Play Since 1969



February 2025



1969 Woodside Lane ∞ Virginia Beach, Va 23454

(757) 481-0577, Ext. 3

allsaintsdayschoolvb.com



All Saints' Day School

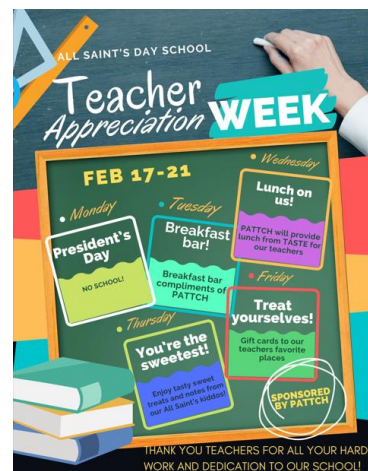
January Birthdays



Last month in chapel we celebrated our **January** birthdays for **Georgia H, Teacher Beth and Mother Ashley!** We wish them a very happy year ahead!

Teacher Appreciation Week

ASDS has the very best teachers around! This year PATTCH Has decided to honor them during February, referred to several times in this newsletter as "Love Month". May (when teachers are traditionally honored) is a tough month for our teachers since they are trying to finish up their curriculum and make certain that they have prepared their students for their next year of schooling, while juggling an ever-growing check list associated with closing their classrooms and readying them for summer's deep cleanings. Help us show the love!



From the Classrooms



Teachers Stephanie & Leslie



Happy NewYear from the Sea Otters! We started the month by celebrating Kindness Week. We talked about how to be kind and be a good citizen. We then learned about wild animals, the solar system, and finished the month learning about health and nutrition and how to keep our bodies healthy. We made protein balls as an example of a healthy treat and they were yummy! Our crafts included making a kindness chain, a giraffe, a lion, a sloth, a rocket ship using our names, a model of the solar system, a healthy choice plate

and lots more. We learned the letters M and X and the numbers 6 and 7. The Sea Otters look forward to celebrating lots of love in February!



Teachers Susan & Madison

2025 has rolled into The Stingray Class with a bang!

We learned the letters Nn, Ww, and Ee. Our words-of-the-week were new, will, and each. Our Word Wall was filled with Winter Words. The Stingrays have been practicing writing our first names.

We have also been counting by 1's and 10's. The kiddos are doing well with simple addition problems. They now recognize the addition and equal signs and what they mean.

We created beautiful New Year's Eve portraits with fireworks, and we designed cute snowmen just in time for the snow that fell at the end of January.

During free play our students branched out into playing "teacher" and/or singing and dancing on the "stage" for each other. It's super cute!

We've had a great month and are looking forward to the month of LOVE.



Teachers Sandra, Beth & Terry



Starfish students were ready to get back to school and start a new year during the month of January. The first week of January we learned about the season, winter. The students noticed the temperature outside getting colder and they had to wear coats, hats, and mittens to the playground to keep warm. They also saw that the leaves on the trees were gone, and the limbs were bare. We discussed the days getting shorter and that the nights were longer during winter. We introduced the letter W this week and made waffles.

The second week of January we learned about snow and ice. We read, Sneezy the Snowman, and made melted snowmen out of puffy paint, and we painted ice cubes with watercolors. We

anticipated the arrival of snow all month and it finally came the third week. The children were so excited to play in the snow, make snow angels and try to build a snowman.

Arctic Animals took over the third week of the month. We learned about caribou, harp seals, snowy owls, polar bears, walruses, narwhals, arctic foxes, beluga whales, and snowshoe hares. The children created snowy owls, arctic foxes, snowshoe hares, and polar bears.

The last week of January was all about penguins. The children learned that there are many different types of penguins and that they live in several places on Earth. They were introduced to the Little Blue Penguin, Chinstrap Penguin, Emperor Penguin, King Penguin, Galapagos Penguin, and Macaroni Penguin. We learned how they can swim to catch fish and how they live in large groups called colonies. We danced to "The Penguin Dance", and the students created their penguin families with a process art project.

We were able to introduce the letters W, I, N, and O, numbers 15, 16, 17, and 18, and the rectangle shape. The Starfish students continue to amaze us each day with how much they are learning, and we can't wait to see what February brings to our class.



Starfish Snow Day Fun at Home at Home





Teachers Karen & Devin

The Sea Turtles welcomed the new year with lots of cold weather and a new student. Please join us in welcoming Nathan to our class. ASDS closed for two snow days for the first time in many years. We hope you enjoyed playing in the snow with this extra time off.

With all the cold weather, we had lots of practice putting our coats on by ourselves. Have your children show you how independent they are becoming. We read stories about winter and how to dress to stay warm in cold weather. The Sea Turtles made paper dolls and dressed them in winter clothing. The winter theme continued by learning about snow, snowmen, and penguins. We made paper plate snowmen, painted penguins, and played with ice skating penguins. We are hoping that February is warmer so we can continue to spend time with the older kids on the playground.



HAPPY LOVE MONTH !



Teacher Martha of the Music and Art Studio

January's music classes were all about rhythm! We used scarves and shaker eggs as fun props to help students understand this concept. Some of the songs used for learning rhythm were: "Shake Your Scarves", "Rhythm in the Scarves", "Can You Wave Your Scarf?", "Walking with My Scarf", "Shake!", "Shaky Shaky", "Shaker Song", and "Shake and Stop". During the month of February, music classes will concentrate on the concept of melody.

Winter art projects were the focus of January's art classes. The students made coffee filter snowflakes. Classes will be finishing dabber brush silhouette snowflakes and handprint cardinals the last week of January. Art classes will work on Valentine's themed projects in February as well as working with a variety of media such as salt, glue, and shaving cream.




Coach Jess of KidFit®

Happy New Year!










We've been inside and outside trying to get some sunshine, even though it can be quite chilly! We are making it work

this month. We introduced a new exercise routine in the beginning of every class for the older kids. We also rang in the new year by drawing fireworks with our sidewalk chalk. We had some snowball fights and did some ice skating! Next month, we will be introducing some yoga and celebrating Valentine's Day! I love spending time with your kiddos every Tuesday morning! I'm also after school every Friday for enrichment. In Health, Coach Jess



For The Fridge...

Date	Kids' Version	Activity	Notes
February 14 th Friday		Valentine's Day	SH♥W your LOVE!
February 17 th Monday		Presidents' Day	ASDS is CLOSED
February 18 th – 21 st Tuesday - Friday		Teacher Appreciation Week	Check your flyer or the article on page 1 of this newsletter.
March 5 th Wednesday		Teacher Inservice Day	ASDS is CLOSED to Students.
March 17 th Monday		Happy St. Patrick's Day!	Remember to wear green!
March 20 th Thursday		"Gelati Celesti Night" PATTCH Event	More Information to come...
March 20 th 1:00 pm -6:00 pm Thursday		Red Cross Blood Drive Baines Hall	More Information to come...

