



# All Saints' Day School

Learning Through Play Since 1969

♥ February 2024 ♥

1969 Woodside Lane ∞ Virginia Beach, VA 23454

(757) 481-0577, Ext. 3

Learning Through Play  
Since 1969!

Allsaintsdayschoolvb.com  All Saints' Day School

## 2024-25 Registration Update



We are delighted to announce that all of our classes are full for 2024-25! We have a waiting list! Many thanks to:

- Our returning families for being “Johnny-on-the-spot” with their pre-registrations!
- Dianne for the many tours she has conducted these past few weeks!
- Our awesome staff for being just the right people into whose hands preschool parents want to entrust their most prized possessions!



January birthdays were celebrated in Chapel when the entire school could sing “Happy Birthday” to:

Teacher Beth, Margot, Cecelia, & Mother Ashley

## Sunny Days Camp 2024



ASDS Staff members are offering three weeks of **Sunny Days Camp** beginning May 28<sup>th</sup>. This permits our families to extend their ASDS experience into June; more closely reflecting the public schools’ calendar. This camp, with themed weeks, is open only to currently enrolled ASDS students who are fully potty trained. You may register for 1, 2 or all 3 weeks of the camp. Please see the themes and descriptions for each week, as well as the registration form on the last pages of this newsletter. These slots go quickly!



## BINGO Night

Scheduled for Friday, March 1<sup>st</sup> from 5:00 – 7:00!

Come for:

- Family Fun and Prizes!
- Pizza and Drinks Provided by PATTCH!
- \$20/Family

VENMO: @BRITNEY-TOVISSI

Check: All Saints’ Day School



## From The Classrooms



### Teachers Stephanie & Leslie

Happy NewYear from the Sea Otters! We started the month by celebrating Kindness Week. We talked about how to be kind and be a good citizen. We then learned about wild animals, the solar system and finished the month learning about health and nutrition and how to keep our bodies healthy. We did 2 cooking projects for health and nutrition week; we made air popped popcorn and added seasoning and made ranch dip and enjoyed it with carrots. Our crafts included making a kindness chain, a giraffe, a lion, an elephant, a rocket ship using our names, an astronaut, a healthy choice plate and lots more. We learned the letters M and X and the numbers 4 and 5. We are looking forward to having lots of fun in February!



### Teachers Susan & Madison



We thought December flew by but January went just as quickly! We painted fireworks celebrating the New Year 2024.

We started our new year off with the letter Nn our sight word was "now." We continued the rest of the month with Ww, Uu, Cc and finished January with the letter Dd. Our sight words were "word," "up," "come" and "down." Our word wall is filled with winter words. For example, mitten, mittens, sled, sledding, snowflake and snow angel. I pointed out that (s) means plural / more than one. Also, (ing) creates an action word. Turn a sled into sledding; that's action.

We are practicing our handwriting for our names, numerals (i.e.: 3) and number words (i.e.: three). We also are doing very simple addition problems. We've even discussed the less than and greater than symbols (<, >). Finally, we

have been working on recognizing the numerals 15, 16, 17, 18, and 19.

The Stingrays are looking forward to February as Valentine's Day and the 100<sup>th</sup> Day of School are quickly approaching!



# ★ Teachers Sandra, Beth & Terry

Starfish students were ready to get back to school and start a new year during the month of January. The first week of January we learned about the season, winter. The students noticed the temperature outside getting colder and they had to wear coats, hats, and mittens to the playground to keep warm. They also saw that the leaves on the trees were gone and the limbs were bare. We discussed the days getting shorter and the nights were longer during winter.




The second week of January we learned about snow and ice. We read, *Sneezy the Snowman*, and made melted snowmen out of puffy paint. The students turned the letter "I" into an icicle using glue and glitter, and they painted ice cubes with water colors. We left a container of water outside in the Children's Garden and saw that it was so cold that night that the water turned to ice.

Arctic Animals took over the third week of the month. We learned about caribou, harp seals, snowy owls, polar bears, walruses, narwhals, arctic foxes, beluga whales, and snowshoe hares. The children created snowy owls, arctic foxes, snowshoe hares, and polar bears.

The last week of January was all about penguins. The children learned that there are many different types of penguins and they live in several places on Earth. They were introduced to

the Little Blue Penguin, Chinstrap Penguin, Emperor Penguin, King Penguin, Galapagos Penguin, and Macaroni Penguin. We learned how they can swim to catch fish and how they live in large groups called colonies. We danced to "The Penguin Dance", and the students created their penguin families with a process art project.

We were able to introduce the letters W, I, N, and O, the numbers 8, 9, and 10, and the rectangle shape. The Starfish students continue to amaze us each day with how much they are learning, and we can't wait to see what February brings to our class.



"Little Blue"

"Chinstrap"

"Emperor"

"King"

"Galapagos"

"Macaroni"

## Teachers Karen & Devin



January was a busy month for the Sea Turtles. We learned about winter and winter animals. We created polar bears and penguins. We talked about cold weather, and how, unlike the animals, we have to wear coats and hats to keep us warm. We also practiced using scissors by making snowflakes. As always, we were outside every day getting fresh air and getting our wiggles out. We ended the month by planting potatoes with hopes that we can harvest them before the end of school. The Sea Turtles are looking forward to February!



## Teacher Karen of the Art Studio

Challenges were given and challenges were met in art class! We have been working on some basic skills this month. We have focused on coloring in the lines with the Sea Turtles. There has been great progress. It's such a hard skill to master for these tiny hands.

The other classes have been working on scissors skills; starting with how to pass scissors safely. The Starfish worked on drawing basic shapes, cutting straight lines and curvy lines. They did such a good job coloring and cutting out their



monkeys. The Stingrays also started with basic cutting. We snipped to make grass and even crumpled it to create dimension. They really enjoyed making tacos which involved cutting and assembling. The Sea Otters have moved at an amazing rate from cutting grass to cutting scoops of ice cream to make an ice cream cone!

Starfish, Stingrays and Sea Otters can show you how to pass scissors safely, they know to ask before cutting anything at home. They also know to put their thumbs in the small hole of their scissors and some fingers in the large hole, AND they should always be able to see their thumbs when cutting. If you have some junk mail let them show you how they can cut with scissors.



## Teacher Martha of the Music Studio



The new year in music began with some fun ways to learn rhythm as we sing, move, and play instruments. The concept of rhythm was talked about and then reinforced through playing tambourines, bells, and shaker eggs, along with moving rhythmically with scarves and dancing and singing rhythmically. New songs were introduced such as “Shake, Shake, Shake, and Stop”, “Walking with my Scarf”, “Rhythm Clap Song”, “Come and Play the Tambourine”. Familiar favorites such as “Shake Your Sillies Out”, “The Circle Time Song”, “Countdown Clap Song”, “Color and Animal Freeze Dance”, and “Tap Your Sticks” were also used. During February, music will continue reinforcing rhythm through rhythm bands, while introducing the concepts of tempo and dynamics.



## Señora Mercedes

¡Hola parents! ¡Feliz año nuevo! ...or happy new year! I hope you had a fantastic Christmas and I wish you all the best for 2024. My family had a very quiet and cozy Christmas break with all of my children at home. We felt very blessed. After all the resting and family time, I was ready to get back to normal and see your children again. I love my Fridays at ASDS!

The Sea Turtles class has been working on the Farm Animals lesson and they are doing really well! They are also becoming pros at taking turns before they tell me their favorite fruit. Many of them are starting to call me by my name, which melts my heart! They really enjoy the videos about animals. <https://www.youtube.com/watch?v=YwYckV5hLjl> and colors, <https://www.youtube.com/watch?v=DsRKoZGaoEM&t=53s>.



The Starfish class is working on a Farm Animal book. They are doing such a fantastic job! You will be amazed! The farm animal video is also a hit in this room! They have continued to take turns picking their favorite fruits and watching the fruit video. <https://www.youtube.com/watch?v=N9TTN5smxcs&t=50s>.

The Stingrays class has been working on a big number book. I have been keeping all the finished pages, and they will take the whole book home once they are finished with it. It is a beautiful book, and it requires them to do some coloring and some tracing too. This number video, <https://www.youtube.com/watch?v=zzhHrQbHZMA&t=25s>, is really helpful too! They have also been practicing their fruits.

The Sea Otters class is working on a beautiful number book and they, too, are doing a wonderful job. I think you'll be pleased with the final result. They also like to pick their favorite fruit and we try to end the week dancing to some crazy video! This is a good example of that <https://www.youtube.com/watch?v=pOg6y-Q59eM>

Best wishes for a great new year!



## Coach Jess of KidFit®

Happy New Year!



We've been trying our best to get outside but sometimes the weather has other plans and we make the most of it!

The students have been playing all types of fun winter games. We've had snow ball flights, played freeze tag, and picked up snowflakes! We practiced our throwing and catching with some homemade bean bags. We worked on our balance with our colorful "dot two dots" games.









Next month, we will be introducing some yoga and celebrating Valentine's Day! I love spending time with your kiddos every Tuesday morning!

In Health, Coach Jess





# For the Fridge...

February 14 <sup>th</sup> Wednesday		Valentines' Day	May your day be filled with L♥VE!
February 19 <sup>th</sup> Monday		Presidents' Day	ASDS is CLOSED
March 1 <sup>st</sup> Friday		BINGO NIGHT 5:00 - 7:00 p.m.	Family Fun Night \$20/Family Prizes, Pizza & Drinks!
March 5 <sup>th</sup> Tuesday		Staff Inservice Day and Possible Parent/Teacher Conferences	ASDS is CLOSED to Students
March 17 <sup>th</sup> Sunday		Happy St. Patrick's Day!	Remember to wear green! We'll be celebrating on Friday the 15 <sup>th</sup>
March 29 <sup>th</sup> Friday		Good Friday	ASDS is CLOSED
March 31 <sup>st</sup> Sunday		Happy Easter!	May your day be filed with wonder and joy!
April 1 - 5 Monday - Friday		Spring Break!	ASDS re-opens Monday, April 8 <sup>th</sup>

