



Learning Through Play
Since 1969!

All Saints' Day School

Learning Through Play Since 1969



May 2023



1969 Woodside Lane ∞ Virginia Beach, VA 23454

(757) 481-0577, Ext. 3

Allsaintsdayschoolvb.com  All Saints' Day School

Sunny Days Camp 2023



ASDS Staff members are offering three weeks of **Sunny Days Camp** beginning May 30th. This permits our families to extend their ASDS experience into June; more closely reflecting the public schools' calendar. This camp, with themed weeks, is open only to currently enrolled ASDS students who are fully potty trained. You may register for 1, 2 or all 3 weeks of the camp. Please see the registration form on the last page of this newsletter. Spots are filling quickly!

Come to our ART Show!

The students have been working for months on works to be shown first at our Art Show!

THE DATE IS TUESDAY, MAY 9TH. THE TIME IS 6:00 P.M.


The artists are YOUR children!

The styles that have informed their works are those of Famous Artists:

Pablo Picasso, Georgia O'Keefe, and Jackson Pollack.

BE THERE OR BE SQUARE!

Safety Is Paramount!



The safety of all children is of the utmost importance to the staff at ASDS. To that end, we continue to evaluate our emergency preparedness plans and protocols to ensure appropriate procedures are in place to best protect the children when they are in our care.

I recently participated in a specialized training for early childhood professionals around violence and active shooter situations. The training was conducted by experts from the Institute for

Childhood Preparedness. The training provided a deeper understanding of active shooter situations, provided strategies on how to best prepare and tips to respond effectively should a situation warrant actions. While the odds of an active shooter event are extremely low (we are much more likely to get hit by lightning), I do want to ensure we are prepared for all types of emergencies, including unthinkable incidents like this.

As a parent you play a big role in this process! Continuing to let me know when you see someone or something questionable, making sure your emergency contact information is current, letting us know about changes in your family (divorce/custody situations, new babysitter or pick up person) are easy ways for us to protect your child(ren).

Thank you for entrusting your child(ren) to our care. It has been such a joy to watch them blossom and grow this year!

Director Dianne

We Learned how to Plant and Care for Seeds!



On April 25th and 26th, the classes had special visits from Maury Joy, a retired Gifted Resource Teacher from John B. Dey and Chairman of the church's Creation Care Commission. Maury taught them about types of seeds which were then discussed. Did you know that a coconut is a seed? The students were able to plant their own marigold seeds to take home and nurture into blooms. Enjoy watching them grow! Check out the pictures accompanying the Sea Otters' article below.



May Birthdays for the following students and staff will be celebrated in Chapel when the entire school can sing "Happy Birthday" to: **Lee, Isaiah, McCoy, Ragen, and Coach Jess**



Teachers Stephanie & Leslie

The Sea Otters began the month by celebrating the Week of the Young Child. We enjoyed Spirit Week with Crazy Sock Day, Favorite Color Day, Crazy Hair Day, and PJ Day. We made Easter cards for our families and decorated bags for our Easter Egg hunt. After Spring Break, we celebrated Earth Day by learning about reduce, reuse, recycle. The kids reduced the amount of paper towels they used after washing hands, reused toilet paper rolls to make a butterfly craft, reused pine ones to make a bird feeder and reused and recycled water bottles to make a flower craft. We finished the month learning about plants and enjoyed a special lesson by Maury Joy about seeds and even planted our own marigolds. We learned the letters K, R and I, spent lots of time outside, and had a few picnics in the warm weather.



Teachers Susan & Madison



April was a great month for The Stingrays. Our letters were Zz, Xx and Ee. The sight words were zoo, X-ray, Earth, and each. For Earth Day our kids sent in a picture of themselves doing something great for our Earth. Picking up trash, cleaning the beach, planting and watering plants, and even sewing cloth napkins to use instead of disposable napkins. We had some really great ideas!

Our Easter Celebration was packed with Easter Bunny Fun! Our Easter Egg Hunt was the best!!

We have started counting by 5's and are continuing counting by 10's, as well as working on numbers 17-20.

Our center time is so much fun! We have a math, language arts, and a fun center with team captains. The Stingrays love their centers. We are looking forward to a fun month of May!



★ Teachers Sandra, Beth & Terry

Even though April was a short month due to Spring Break, Starfish students were busy learning in the classroom. We started the month learning about Easter and it was also Spirit Week. The children had a great time with each themed day. We had a bunch of crazy socks, favorite colors, crazy hair, and even a pajama day. Our wonderful parents brought in a plethora of filled Easter eggs for our Easter egg hunt. The students had a fun time looking for the eggs and picking out ones for their bags that they had decorated.

When we got back from Spring Break, we learned about the life cycle of a plant. We learned that different vegetables and fruits had seeds that we ate. We cut an avocado in half, so they could see a big seed, and some of the students tasted the avocado. We planted sunflower seeds and saw them sprout, and we read a book about dandelions. We're about to go outside and find ones that have gone to seed and spread the seeds by blowing on them.

We finished learning about the alphabet by introducing the letter Z, and continued reviewing all the letters that have been introduced throughout the year. The Starfish learned about the oval shape, and counted the days of the week during Circle Time. Each day we played, painted, cut paper, drew beautiful pictures on dry erase boards, and practiced writing our names. We even had time to create a Jackson Pollack inspired painting for the upcoming art show.

One more month before school ends, and we are looking forward to another productive month to end a wonderful school year.



Teachers Karen & Devin

April seemed to fly by for the Sea Turtles. We started the month with a school wide spirit week. We ended spirit week by having an Easter egg hunt. After Easter break, we celebrated spring by making flowers, bees, and butterflies. We learned what amazing animals bees are and how they help us. We also had a special guest, Maury Joy, come and plant marigold seeds with us. As always, we played outside and enjoyed our spring weather. It is so much fun watching the kids move from parallel play to interactive play at this time of year. We are looking forward to a busy May.



Teacher Claudia of the Music and Art Studio

Action Jackson came to visit the All Saints' Art studio in April and brought us lots of Abstract and Action Art for an Awesome Art Experience. Jackson Pollock was not interested in the subject of the art, but instead how the paint was applied on the canvas. He poured, dripped, drizzled, and even threw paint onto the canvas to convey the emotion of movement.

We tried some of that in the studio,


first on a smaller scale with the **Sea Turtles** and



Starfish and



Stingrays;



...then on a larger scale with the **Starfish in Collaborative Action!**



Jackson Pollock preferred to lay out his canvas on the floor: "On the floor, I am more at ease. I feel nearer, more a part of the painting, since this way I can walk around it, work from the four sides and literally be in the painting". Pollock stopped naming his pictures, giving them numbers instead. He didn't want people to look for a subject matter or meaning in his art. Instead, he wanted people to appreciate the painting for what it was. Please look for our numbered art at our Art Show on Tuesday, May 9th. It begins at 6:00 p.m.

Last week we took Action Art outside to explore even more techniques:

Squirting Paint with Stingrays



Dripping paint with Starfish





Did you know that in 2006 Pollock's No 5 (pictured to the left) became the world's most expensive painting when it was sold for \$140 million? And one of his paintings, 'Blue Poles' (pictured below) is now worth a whopping \$500 million!!

Maybe there is a Jackson Pollock in our midst?! We will have art for sale at our annual Art Show on Tuesday, May 9th, be sure to join us!

Yours in wonder, Teacher Claudia



Coach Jess of KidFit®

Happy Spring, Y'all!!!

Boy, have we lucked out with the beautiful weather! We were able to do so much outside this month, and most of it was Easter and Earth Day themed! We continued on with a couple of our spring flower games in the beginning of the month and then quickly turned to Easter and Earth Day.

Some of our Easter games included an Easter egg roll, egg launching from our parachutes, and a good old fashion Easter egg hunt in the field! After spring break, we focused on Earth Day, did a scavenger hunt and picked up trash!

I'm so grateful for the time that I spend with your children on Tuesday mornings! Hopefully I will see lots of their faces in my summer camps!

Coach Jess

Earth Day



April Sun and Easter Fun



Señora Mercedes

¡Hola, familias! I hope you had a fantastic Spring Break and Easter! This month is a busy one for my family! I celebrated my birthday before we traveled to California to visit my husband's family. We walked around San Francisco and celebrated my husband's birthday with his parents and one of his brothers. After an amazing few days in California, we came back home to celebrate my younger son's birthday...we are so full after so much cake!!

I have only seen your children twice this month! It's a short month to begin with, and then we had Good Friday and Spring Break back-to-back. We still managed to do some amazing work! Your children did a great job with their color by number Spanish Easter lessons! It was a fantastic way for them to practice their colors and numbers at the same time! The Sea Turtles continued working on their number lesson. We still practiced our colors and numbers each class and danced to our crazy videos.

The Starfish class worked hard on their *Animales de la Granja* book (farm animals) and now they are working on a book about *Las Frutas* (the fruits). What can I say about the fantastic job they are doing? The farm animals' books look amazing, and the fruits' books are looking great so far! We continued to practice our numbers all the way to 20 and watched our videos about farm animals and fruits.

The Stingrays continued to work on their "number of the day" unit, and they are doing a fantastic job! Hope to have all the numbers finished by the end of the school year in May. They are getting very good at counting all the way to 20 without much help! They love their number video and the one about farm animals.

The Sea Otters are still working on their "food" unit. It is a long one, and they are learning a lot of vocabulary at the same time that they practice their colors. We are halfway finished with the unit, so you will soon see what a fantastic job they did! Hopefully, you will have a chance to check out the links below, and let your children show you how much they have learned this year.

¡Gracias! Maestra Mercedes

(Sea Turtles) <https://www.youtube.com/watch?v=ZiNFXntWOJw> Los números y los colores



(Starfish) https://www.youtube.com/watch?v=YwYckV5hLjl&list=RDYwYckV5hLjl&start_radio=1 Los animales de la granja

(Starfish) <https://www.youtube.com/watch?v=N9TTN5smxcs> Las frutas




(Stingrays) <https://www.youtube.com/watch?v=ZiNFXntWOJw&list=RDYwYckV5hLjI&index=2> Los Números 1-10
 (Sea Otters) <https://www.youtube.com/watch?v=zzhHrQbHZMA> Los Números 1-20

For the Fridge...

<p>May 1st – May 5th Monday - Friday</p>		<p>Teacher Appreciation Week</p>	<p>Please consult PATTCH Communiques for details.</p>
<p>May 9th Tuesday @ 6:00 p.m.</p>		<p>Annual Art Show</p>	<p>Mark your calendars now, and save this important date!</p>
<p>May 14th Sunday</p>		<p>Happy Mothers' Day!</p>	<p>Love is our Language!</p>
<p>May 26th Friday</p>		<p>Last Day of the ASDS School Year</p>	<p>Best Wishes to our Sea Otters and any other students who will not be returning in the fall. You take parts of our hearts with you!</p>
<p>May 30th – June 2nd Tuesday – Friday 8:30 – 12:00</p>		<p>Sunny Days Camp "Down on the Farm"</p>	<p>Teachers Sandr, Stephanie, and Leslie will be hosting our camp this year. The Registration form is on the last page of this newsletter.</p>
<p>June 5th – 6th Monday – Friday 8:30 – 9:00</p>		<p>Sunny Days Camp "STEM"</p>	
<p>June 12th – 16th Monday – Friday 8:30 – 12:00</p>		<p>Sunny Days camp "Under The Sea"</p>	
<p>June 14th Wednesday</p>		<p>Flag Day</p>	<p>Be Proud to be and American!</p>
<p>June 18th Sunday</p>		<p>Happy Fathers' Day!</p>	<p>Love is our Language!</p>

"SUNNY DAYS" CAMP DESCRIPTIONS

DOWN ON THE FARM



May 30 – June 2

Grab your overalls and come learn how vegetables grow, all about farm animals and life on a farm. There will be art projects, cooking, harvesting of vegetables and books and music to go along.


STEM

June 5 – June 9

Blast off and put on your thinking caps and become a scientist for the week. The week will include engineering and architectural projects, fun science experiments, crafts and more. The highlight of the week will be thrilling bottle rocket explosions!!

UNDER THE SEA


June 12 – June 16



Dive into the fun and join us for a week of learning about sea animals and how to take care of our ocean. Water play, animal rescue, and a hunt for colossal fossilized shark teeth are just a few of the week's activities.

FRIDAYS ARE FUN FRIDAYS

Every Friday will be a celebration of the end of the week. Have "fun in the sun" with inflatables, water play, a lemonade stand, outdoor games and of course icy popsicles to cool off.



2023 SUNNY DAYS ALL SAINTS' DAY SCHOOL



For All Saints' Day School students Ages 2.5 – Rising Kindergarten
All participants must be **COMPLETELY** toilet trained.

Each theme related week will include arts and crafts, science exploration, sensory play and outdoor fun. All led by your All Saints' Day School teachers! Hours will be **8:30 – 12** each day.

To reserve your spot: Fill out the form below indicating the week/weeks you are registering your child for and return with a **\$50** nonrefundable registration/activity fee **for each week selected**. Payment must be made by cash or check, made payable to All Saints' Day School. (Please write "Sunny Days" in the memo line) Register by **March 31st** to reserve a spot. **One** form per child is required.

Child's Name: _____ Nickname: _____

Date of Birth: _____

Mother's Name: _____ Mother's cell phone: _____

Father's Name: _____ Father's cell phone: _____

Address: _____

Preferred Email Address: _____

Please include a \$50 nonrefundable registration/activity fee for each week selected.

_____ **May 30 – June 2** Down on the Farm **\$169** Payment due by 5/8

_____ **June 5 – June 9** STEM **\$225** Payment due by 5/15

_____ **June 12 – June 16** Under the Sea **\$225** Payment due by 5/22

Please indicate which week/weeks you are registering your child for and return with your nonrefundable registration/activity fee of **\$50 per each week selected**. Spots are limited so don't delay. Please note cost and payment due dates for each session.

