



All Saints' Day School

Learning Through Play Since 1969

♥ February 2020 ♥

1969 Woodside Lane · Virginia Beach, VA 23454
(757)481-0577, ext. 3

allsaintsdayschoolvb.com  All Saints' Day School

Registration is Open to the Public!

As of Monday, February 3rd, ASDS Registration for the 2020-2021 school year is open to the public. It's not too late to register returning students, but please don't delay as classes will fill quickly. Remember that two-year-olds may begin on their second birthday and full potty training is not a pre-requisite. All Saints' will also be offering a Kindergarten Transition program next year. Transitional kindergarten is a school grade that serves as a bridge between preschool and kindergarten, functioning to provide students with time to develop fundamental skills needed for success in school in an age- and developmentally-appropriate setting. This class will be limited to older fours and fives. *Five day program attendance is required. Enrollment is based on meeting developmental assessment and teacher recommendation criteria.*



Flu Season Is Treacherous!



Watching the evening news can be terrifying as we learn of the impact of the flu and other treacherous viruses on even the young and healthy! Every story reminds us to wash our

hands. **We thank you for remembering to wash your children's hands BEFORE taking them to class.** Just this one step can go a long way in helping all of us stay well. It may also be helpful to your family to have your children wash their hands and change their clothes when they arrive home at the end of the day. We know it adds to the never-ending pile of laundry, but it has been a very effective strategy for my family and me. *Director Dianne*

PAJAMA PARTY



Tuesday, Feb. 18th

5:30pm - 7:30pm

All Saints' Episcopal Church
Baines Hall
1969 Woodside Lane
Virginia Beach, VA 23454

Ticket Price Includes:
4 Bingo Sheets
Family Pizza
Lots of Fun!

TICKETS
\$35

Come dressed in your favorite PJ's!
Prizes, pizza & fun for the whole family!

Purchase tickets via check, cash or Venmo: @Dianne-Islev-Petersen

Questions? Contact Anna Gordon:
ANNA.LOUISE.1286@GMAIL.COM

*Bingo Night is pre-sale ONLY.

Tickets for Pajama Party BINGO will also be sold on Feb 4/5th at drop off.



Bucket Fillers Teacher In-service




On Monday, January 27th, Teacher Marianne led an in-service for the staff on how to use **Bucket Fillers** in our classrooms. She introduced the concept by reading us the book, Have You Filled a Bucket Today? by Carol McCloud

and explained to us how she has been incorporating it successfully into her own classroom for the past few years. We discussed ways to support our students

and each other by being a bucket **filler**, not a bucket **dipper**! Marianne gave us some great insight into how to use it for any age level. We even have buckets for our staff in my office! As we look for ways to use these concepts within our school, I will update you on our Facebook page and here in the newsletter. If you would like to learn more, we have a number of resources you are welcome to look at in my office. Just let me know!



Director Dianne



Setting Your Child Up for Success

Teachers Marianne and Cathy expanded on the differentiations between their two classes and shared how placement recommendations will be made for the fall of 2020 at a session held on Tuesday, January 7th @ 8:30 a.m. in Library.


A lot will happen developmentally for your child in the next year or two, but we encourage parents not rely on the chronological age eligibility for kindergarten alone in deciding on where your five-year-old should be. Many educators and "parents-in-the-know" choose to give their children an extra year of development; especially if they will be among the youngest in their class or if they are males. Your child's readiness is not limited to his/her academic ability. School success factors also include social maturity, social problem solving, independence, resilience, stamina, fine and visual-motor coordination, body control, spatial relations, etc. As parents we also need to be thinking down the road and factor in the present day challenges of middle and high school with social networking, physical maturity, and vulnerability to peer pressure.



I recommend three resources for you.

1) **Outliers** by Malcolm Gladwell


The author explains how many successful people reached their goals. Leveraged by proven studies from musicians to athletes to business owners Gladwell denoted that success is a matter of practice and hard work. Natural talent is a mere bonus.



He also points to a chronological age factor for school entrance and the onset of participation in team sports.

2) **Building Resilience in Children and Teens: Giving Children Roots and Wings** by Kenneth R. Ginsberg, MD, FAAP

This book is a resource to help you help your children build resilience. Along with timeless content about how to help your child gain the 7 C's- competence, confidence, connection, character, contribution, coping, and control- this important parent resource includes updated chapters on topics like perfectionism, media literacy, and styles of discipline. New in this edition are 3 new chapters about Grit, offering meaningful protection against the effects of childhood trauma, and preparing families for lifelong interdependence.



3) **Deciding When Your Child Should Go To First Grade**, ASDS Website www.allsaintsdayschoolvb.com

Caryl Felty, Ed.D.



Are You An Artist?



Are you an artist? Do you have a special talent in painting, drawing, making jewelry, photography or any other creative skill? If so, we would love for you to showcase your talent and donate a piece of

your art to our Silent Auction during the ASDS Art Show on April 21st. Please let Dianne know if you would be willing to donate. Thank you!

Chapel



Chapel was only able to meet twice during the month of January. During our time together, I read the books The

Bad Seed and The Good Egg by Jory John and Pete Oswald. The students LOVED The Bad Seed which tells the tale of a sunflower seed who got spit out at a baseball game and the dark path it takes him on before becoming a (mostly) good seed again. The illustrations are great

and I highly recommend it! Teacher Dana taught us the song "Kumbaya, my Lord"
Happiest of January birthdays to our friends: David, Penny, Kelsey, Andrew, and teachers Beth and Teresa!

From the Classrooms



Ms. Cathy & Ms Elaine

The kindergarteners eased into the new year and winter discussing hibernation, migration and adaptation. We read about and discussed what different animals do in winter. The children truly enjoyed making bird feeders to hang in the trees outside our classroom. We saw a few cardinals and lots squirrels "adapting" to their surroundings while enjoying our creations.



In the kitchen, the dolphin class made Happy New Year Nachos (N), Ohhh it's cold outside Oatmeal (O),



Penguins in a blanket (P), Quick blueberry muffins (Q). The children really enjoy our cooking time. While "in the kitchen", we are able to introduce and or reinforce several math concepts such number recognition, greater than and less than, as well as fractions. Every week the children

also write a recipe, review and rate their recipes; reinforcing the letter of the week as well as their sight word vocabulary. This month we had lots of positive feedback on all the recipes, however the nachos were our biggest success. As always, all the recipes and reviews were placed in the children's A-Z cookbook which will come home in May.

In Science and Social Studies, the children learned about oceans and the five levels in the ocean. The kids did several experiments testing the density and salinity of the ocean and the effects of the sun not reaching the lowest levels of the ocean. We also learned about Polar Bears and penguins. In their favorite experiment, the kids tested putting their hands in ice cold water with and without a blubber mitt. Many of us were surprised how

warm and dry the blubber kept our hands.

We continued with our guided drawing activities this month as well. The children drew polar bears which can be seen outside our classroom. They also drew penguins using their crayons and water colors. The penguins were so amazing we are saving them for the art show in the Spring. The directed drawing activities show me so many things, a few of which are, following simple instructions, patience and where children are as far as maturity. I am so impressed with how far they have all come since September. I've been saving some of their art to come home in May so the parents can actually make the comparisons for themselves.

As always, thank you entrusting your little ones with me each day. It truly is a joy and a privilege.



Ms. Marianne & Ms. Teresa

The Sea Otters are off to an amazing start in 2020! We kicked off the New Year by reviewing our ABC's, shapes, and patterns. Next, we had a blast discussing chemical reactions and engaging in a New Year's countdown experiment where we mixed baking soda, vinegar, and a ton of glitter!



During our first full week of January the Sea Otters learned about the letter N and became narwhal experts. We practiced building sentences with our sight words and sounding out

words to describe narwhals. We learned that narwhals are whales, they eat shrimp and squid, travel in pods, and the horn on their head is actually a tusk that grows through their upper lip. One of our favorite books that we read that week is Jessie Sima. The book is about a unicorn born in the sea amongst narwhals and sees that she is different. After traveling to find the other unicorns, the main character, Kelp, realizes that she doesn't have to choose between the narwhals and unicorns but that she can be friends with both. This book helped us focus on how we can be friends with everyone at school.

During the second week of January, the Sea Otters learned about the letter O and engaged in many fun snowman activities. We read Olaf and the Three Polar Bears by Calliope Glass and compared the words and events to Goldie Locks and the Three Bears. We



reviewed liquids and solids and tested out the following materials with the heat from a hair dryer to see if they would melt butter, marshmallows, chocolate, gummy bear, a toy truck, and a penny. We found out that the butter, marshmallow, chocolate, and gummy bear all melted. Then, we discussed how we could turn them

back in to a solid. After freezing the melted objects in the freezer we found that materials that melt can also be frozen and turned back in to a solid.

The third week was dedicated to learning about the letter P and penguins. To name a few of the fun facts we learned about penguins, we found out that there are 18 different types of species of penguins, they are birds that can't fly, and they live in warm and cold climates. We also painted our own penguins and measured them with cubes. Then, we compared their sizes and discussed which penguins were equal in height, smaller and larger. We reviewed our patterns by giving the penguins uniquely colored patterned scarfs. The Sea Otters have started to focus on numbers 1-20. To incorporate number concepts in to our penguin week, we played a penguin vs. polar bear game and counted and compared how many fish each animal had. The person with most fish won. We also glued pink and purple fish to penguins we crafted. Then, we counted and compared purple and pink fish and discussed the terms: equal amounts, greater than, less than, and all together.

During the last week of January we focused on the letter



Q and hibernating animals. We learned that not only do bears hibernate, but so do lady bugs, snakes, frogs, and groundhogs. One of our science questions was "how do animals that hibernate go so long without eating?"

The answer is that they stock up for

winter and while they sleep they conserve more energy than when they are awake. To illustrate this concept we placed two different squares of butter in the same plastic containers and labeled one, "hibernation". Then, we left the hibernating butter in the classroom closet all day and took the container labeled awake everywhere with us. We noticed that the butter had melted in the active container. This result showed us how fat burns off when we are awake and active.

We can't wait to see what the rest of this year will bring us!



Ms. Susan, Ms. Brooke & Ms. Devin



The Stingray's are off to a great 2020! They have been working hard on letters Kk, Ll, Mm, and Nn. We have also been working on the sight words: *see*, *and*, *will*, and *I*. Our Stingrays are continuing counting by 5's and 10's. We will be introducing counting by 2's soon. Simple addition, by 1's, has been fun too.



Talking about winter weather and hibernation was super interesting! The students made beautiful blue snowflakes with salt.

We watched the salt expand

the blue paint throughout the snowflake. It was awesome to watch!

Dr. Martin Luther King, Jr. taught us to be kind to one another. Discussing and drawing pictures of how we can show kindness to one another in the classroom and the world sparked a wonderful conversation among all of us!

Fun Fridays are super fun too!

Groundhog Day and Super Bowl LIV are the topics for the end of the month!

I will have them prepared for watching the big game with Mom and Dad!

January went by so fast and we really had a great month!!



Ms. Sandra & Ms. Beth & Ms. Terry

The Starfish students came back from Christmas break and were eager to get started with the new year. During the month of January, our themes were: Winter, Snow, Arctic Animals, Antarctic Animals, and Penguins. Our letters were W, P, K, and L, the numbers were 7 and 8, the shape was a star, and our colors were blue and white.

The first week back, we learned about winter and what types of clothes should be worn during the season. We read, The Jacket I Wear in the Snow, and did a "clothes sort". The students had to determine whether certain clothing was appropriate for winter weather. They had flip-flops, mittens, a swimsuit, boots, a scarf and other items they had to place in a winter pile or summer pile. We practiced the difference between a mitten hand and a glove hand. We played a game where they had to place cold and hot items in the appropriate column.



The next week we learned about snow and ice. It was cold enough one night that we were able to put water



outside overnight in The Children's Garden, and they saw how freezing temperatures changed it from a liquid into a solid. We "made" snow out of baking soda and shaving cream. It actually was cool to the touch. Starfish students were mesmerized when we made a snowstorm in a jar using oil, white paint, and an Alka-seltzer tablet.

Blue gems were frozen in ice “hands”, and the children had to use plastic hammers and other tools to release them. We read, Sneezy the Snowman, and made melting snowmen using puffy paint made from shaving cream and glue. We also created ice paintings using different colored ice cubes.



The third week of January was very exciting. We learned about different animals that live in the Arctic. The students learned about narwhals, polar bears, snowy owls, caribou, arctic foxes, beluga whales, harp seals and walruses.

The children used hammers and water spray bottles to rescue the arctic animals from one very large frozen iceberg, and they played with the animals with blue and white water beads that acted as an ocean.

The last week of the month we learned about Penguins and Antarctic Animals. We loved learning about all the different types of penguins, where they lived, how they kept warm in the cold water, and how they were able to get themselves out of the water onto land. Playing with our penguins in real ice was a lot of fun for the students. They created a process art project of a penguin, but you can't see them yet. We are going to reveal these creations at our annual art show.



During Center time throughout the month we continued working on letter recognition, counting, shape matching, and prewriting skills. The teachers are very proud of the progress the Starfish students have made since September and we are eager to see what February will bring.



Ms. JoJo & Ms. Patsy

Teacher Patsy and I want to thank you again for all of the presents, goodies, and kind cards that you gave to us during the holidays. Your generosity is greatly appreciated. Thank you so much!



We focused on the letters Pp, Ss, and Ww this month. Our colors were blue and white. Rectangles were added to our shapes and the number “7” to our numerals. We sang and learned the motions for “Snow Dance” and “Penguin Dance”. The students learned from our book about penguins that penguins live in cold and warm environments and that they swim instead of fly! Other books we read this month were Clickety Clack, Winter White, The Very Hungry Caterpillar, Here Comes the Snow, and Snow Dance.

The students made snow scenes for Winter White to decorate our classroom door. The letter “P” was used as a launching pad for the students to make penguins. They also painted and made butterflies, decorative art, and tiles that will be displayed during April’s art show.





Paper plates were used to make “hungry” caterpillars! We made shape trains to go with our Clickety Clack book! And, of course, the students enjoyed using the daubers to “color” the letter “C”, mittens, and animals. The Sea Turtles are continuing to thrive, and we are so proud of their accomplishments and growth. We look forward to another amazing month in February! ☺



Library with Ms. Sandra

We started the month reading, Jangles: A Big Fish Story, by David Shannon. This book is about the legend of Jangles. He is a huge trout that lives in a lake and everyone from far and near comes to the lake to try to catch him. He gets the name, Jangles, because you can hear him jingling and jangling, when he is swimming because he has so many hooks and lures in his mouth. One evening a boy feels a tug on his line and is terrified when he realizes it is, Jangles. But he soon realizes there is nothing to fear as Jangles takes him on an adventure at the bottom of lake.



Julia Donaldson is one of my favorite authors, and this month we read The Snail and the Whale, and Superworm, both by her. Each of these books teach children about the importance of teamwork to help out others who are in need.

What was hiding in a toaster, a pickle jar and a china teapot? Dinosaurs, of course! Flapdoodle Dinosaurs, by David A. Carter is a bright and colorful pop-up book filled with dinosaurs hiding throughout the story. All Aboard the Dino-Train, is a fun rhythmic rhyming book about a group of dinosaurs who decide to go on an adventure on a train. One problem, they are too heavy and the train has a hard time going anywhere, and when they do get going they don't arrive at their planned destination. They

decide next time they wouldn't take a train, but maybe a ... Plane!


We sang, "Five Little Snowmen", and "Five Little Penguins" and read, There Was A Cold Lady Who Swallowed Some Snow.

Just so you know, she swallowed some snow to make a snowman!

Try to read with your child for short periods, several times each day. Choose stories you enjoy reading to make it a more enthusiastic experience for both of you. If your child loves a book so much you have to continually read it over and over again, look for books by that author and get a few new ones to add to your library.

There is nothing better on a cold winter day than to get a good book off the shelf and snuggle in a blanket with your child to spend the afternoon reading.


Happy Reading!



Music with Ms. Dana

The theme for music during January was Dinosaurs! After listening to the book Stomp, Dinosaur, Stomp by Margaret Mayo and Alex Ayliffe, the children enjoyed pretending to be a stomping T. rex, gliding Pteranodon, chomping Iguanodon, and strolling Stegosaurus.

We also read Dinosaur Roar! by Paul Stickland. Here are the Stingrays acting like fierce dinosaurs!



We also practiced keeping a steady beat by tapping sticks while chanting:

/ / / /
Dinosaurs, dinosaurs, tramping all around.
/ / / /
Dinosaurs, dinosaurs, their bones are all we've found.
/ / / /
Dinosaurs, dinosaurs, lived so long ago.
/ / / /
Dinosaur fossils tell us all we'll ever know.

The Sea Otters and Dolphins enjoyed accompanying the song "Dinosaur Bones" with rhythm sticks and egg shakers:

Dinosaur bones, dinosaur bones, I'm gonna play some dinosaur bones.


Everyone enjoyed dancing to "Dinosaur Stomp" by Koo Koo Kangaroo and "We are the Dinosaurs" by the Laurie Berkner Band. You can find them here:

https://www.youtube.com/watch?v=WCNP_3PAkWM

<https://www.youtube.com/watch?v=vPrmY7labLA>

Ask your child to recite this finger-play:

*Dinosaur, dinosaur
Where can you be?
Hiding behind me
Where you cannot see!
Now you see one
It's been waiting for you!
Here comes another
And now there are two.*



At the end, be sure to roar like a dinosaur!



Español with Maestra Mercedes

Happy New Year! ¡Feliz Año Nuevo!

We have gotten off to a busy start in 2020!

We continue to review colors (los colores) and numbers (números), and started practicing a new song, "La Araña Pequeña" ("The Itsy Bitsy Spider").

<https://www.youtube.com/watch?v=nmCY1XqifM>

I am so proud of how well all the children are practicing, contributing, and embracing this challenging children's song!



The children also heard three different versions of the classic children's story The Three Little Pigs. One of the books has a pop-up theater, which is a great way for the children to have a hands-on learning experience:



Words of the Month

Araña = Spider	Cerditos = Little Piggies
Pequeña = Little	Tres = Three
Subió = Went up	Casa = House
Lluvia = Rain	Paja = Straw
Llevó = Take away	Madera = Wood
Sol = Sun	Ladrillo = Brick
Secó = dry	Lobo feroz = Big bad wolf

For The Fridge...

Date	Kids' Version	Event	Notes
February 3 rd Monday		ASDS 2020-2021 Registration Opens to the Public!	Early Bird discount no longer applies for returning students. ☹️
February 14 th Friday		Happy Valentine's Day!	Lots of classroom fun!
February 17 th Monday		Presidents' Day	Federal Holiday ASDS IS CLOSED
February 18 th Tuesday @ 5:00 p.m.		Pajama Party BINGO!	PATTCH Sponsored family activity Come one, come all! Tickets sold Feb. 4 th & 5 th @ Drop-Off
March 3 rd Tuesday		Staff In-Service Day	ASDS CLOSED to Students
March 16 – 27 Daily for 2 Weeks!		Scholastic Book Fair	Add to your children's libraries! Books look great in Easter Baskets!
March 17 th Tuesday		Happy St. Patrick's Day!	Lots of classroom mischief!

