



All Saints' Day School

Learning Through Play Since 1969



December 2020



1969 Woodside Lane · Virginia Beach, VA 23454

(757) 481-0577, ext. 2

allsaintsdayschoolvb.com



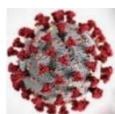
All Saints' Day School

Thank You for Helping Us ALL Stay Well!

We are all still healthy and authorized to remain open! Thank you for your part in making this a reality! Now is not the time to relax. We must continue the hard work of staying vigilant and not let down our guard. Mask, socially distance, wash your hands thoroughly and frequently, and behave as families and individuals when out and about. ALL of these practices are critical to our continued success in keeping COVID-19 at bay and are necessary in order for our school to stay open. You have been wonderful so far. We trust that you will not let the lure and aura of the upcoming holidays and get you off track. We're all in this together.



From the Director:



As we move deeper into Flu Season and become more vulnerable to ALL challenges to our health, we ask that you keep in mind the symptoms associated with the Novel Corona Virus – COVID-19. We thank you and your family for checking each and **every day**.

COVID-19 Symptoms

| | | | |
|---------------------------|----------|----------------------------|---|
| Fever of 100.4 F (38.0 C) | Diarrhea | Muscle or body aches | Congestion or runny nose |
| Chills | Fatigue | New loss of taste or smell | Nausea or vomiting (GI symptoms) |
| Cough | Headache | Sore throat | Shortness of breath or difficulty breathing |

Pearl School Award # 5!



For the **FIFTH** year in a row, we have earned our Pearl School status through Lynnhaven River NOW! This is no easy accomplishment! Our teachers need to be deliberate in planning lessons and fostering behaviors that are consistent with protecting the environment in general and the Lynnhaven River basin in particular. Director Dianne ensures that each year our teachers receive inservice training that enhances their knowledge base on how to impart this knowledge to preschool aged children. We are grateful to Maury Joy, chair of the church's Creation Care Commission, and retired VPCPS gifted resource teacher formerly from John B. Dey for providing our training. God's Garden has also been a critical factor in our teaching. We are grateful to All Saints' for this marvelous learning environment.

AR Workshop A Success!

On November 10th, Holly Herndon hosted a fundraiser for our school at her A/R Workshop on Laskin Road. She also had DIY kits available for pickup for those families who were unable to attend but wanted to participate in the fun. Thank you to everyone who helped support our school!

Speaking of Christmas...

Hopefully, you have linked your Amazon Prime account to Amazon Smile and "All Saints Episcopal Church Day School" so that we can ear CA\$H from your eligible purchases. Then the trick is to make sure you log into AmazonSmile! Make a difference this holiday. Shop for gifts at smile.amazon.com/ch/54-0849675 to generate donations for All Saints' Episcopal Church Day School.



Other Easy ASD\$ FUNdraisers

You need to register All Saints' Day School with Kroger every year. Is your registration up-to-date? Our new number is **WB348**.



Visit Smile.Amazon.com and register to support "All Saints' Episcopal Church Day School" (The title is important!) as your charity of choice via your purchases. This does not affect your Prime status.



From the Classrooms



Ms. Cathy & Ms. Teresa

November has just flown by! Regardless, the Dolphin class has been quite busy!

When the kindergarteners arrive to school each morning, we follow the same routine. Our morning work is becoming a bit more challenging. I am quite proud of how all the children are handling the more difficult work. All of the students' sight word vocabulary is improving daily. Each morning the children are given a writing prompt they need to complete. A few examples of our prompts this month would be: "If I were a turkey I would...", or "My favorite Thanksgiving leftovers are...". I'm also very happy with all the children's progress in reading and math. Ms. Teresa and I work one on one with each child every morning to assess strengths and weaknesses, they are all working hard and improving.

We cook every Monday in kindergarten. This month we made herb biscuits with honey butter, hot dogs, ice cream, and Jell-o™. I would have guessed ice cream would be the landslide winner. However, Jell-o™ of all things was a class favorite. They seldom fail to surprise us! As always, the children journaled about their recipes for the class cookbook which will come home in May.

Our little scientists have been very busy in November. Our ice cream was actually a science experiment as well. We put our ingredients in small zip-top bags and then placed those bags in gallon size bags with salt and ice. We shook the heck out of those bags. We had cold, tired arms when all was done, but we also had some yummy ice cream. Another favorite experiment was using our five senses to tell the difference between apple, cherry, and pumpkin pie. The kids were blind-folded and had to use smell and taste to figure out what kind of pie they were eating. Lots of laughs were had by everyone. One of our STEM experiments involved building a Mayflower that could sail across the Atlantic keeping people and livestock safe. The Mayflower was made from clay, the pilgrims were marshmallows, the livestock were tootsie rolls and the supplies were pennies. We had a few floating pilgrims when all was said and done. But most of our ships made the crossing safely.

Thanksgiving was the theme for the last two weeks of the month. The kids have drawn turkeys, made turkeys, and read about turkeys. Unfortunately, All Saints' cannot have our usual large family feast. However, we were able to have a small feast in our classroom. We made our own bread and butter. PATTCH provided chicken nuggets, and we added mashed potatoes with gravy, mac and cheese, green beans,

stuffing, dinner rolls and pie. The kids had a blast!

I am very thankful I get to spend my mornings with such a sweet group of kids. I hope everyone is staying healthy and safe.



Ms. Parker & Ms. Drehoff

The Sea Otters have been discovering about their learning through their Five Senses: Seeing, Tasting, Hearing, Smelling and Touching.

SEEING (Eyes)

We walked around our classroom and school, followed by a trip outside, describing what we saw using our eyes as video camera. We then talked about what it would be like not to experience the sense of sight. We were all very thankful we are able to enjoy the world around us.

TASTING (Tongue)

We learned about the different parts of the tongue and their unique areas for processing bitter, sweet, and spicy. The kids' favorite part was tasting all the different items during their taste test and then writing and drawing about their experiences. They soon got used to using such amazing descriptive words that at every snack time they discussed with each other what they were experiencing with their snack.

HEARING (Ears)

We used loud voices, silly voices, and soft voices. We talked about what it would be like not to be able to hear and what a quiet world it would be. We listened to music picking out different instruments. We listened to what we heard on the way to the playground. The birds chirping was a class favorite.

SMELL (Nose)

All of us agreed that we love the smell of popcorn and sweet treats baking, and we all disliked the smell of sweaty shoes! We made multiple crafts dealing with the sense of smell. The Sea Otters loved making their own scratch and sniff name cards. Also, they made "smelly flowers" with essential oils. This was a fun sense to discover!

TOUCH (Hands)

The students had to make predictions based on their sense of touch of what they were feeling in the touch box, the items were a hairbrush, a dinosaur, various geometric shapes, cotton balls, a pencil (unsharpened), etc. Another activity they enjoyed was guessing what was in the touch balloon... rice, oil, water, or sand. They worked on tracing their letters in rice

boxes, and used their play dough to make shapes and numbers. We had fun getting messy with this sense. For the last week and half we discussed Fall and Thanksgiving. Our Sea Otters made a variety of different turkey crafts. We learned about Pilgrims and the importance of "Thanksgiving then" and "Thanksgiving now"; comparing the two. We have truly enjoyed watching these children grow. I'm immensely proud of every single one of them!



Ms. Susan & Ms. Devin

November has been a really fun month for The Stingrays. We started off the month talking about voting. We read books about voting and discussed the importance of casting our ballot. We did our own voting in class. There were 2 candidates; 1 Chip Ahoy and 1 Oreo were running against each other. We learned what each candidate had to offer, then we tasted each candidate, and casted our voting ballot. The WINNER was OREO!! It was a landslide 1 to 6! Continuing on with our letters, letter recognition and their corresponding sounds, we have been studying Hh, li, and Jj. For Hh we made Honeycomb Hh's, for li we made and ate homemade Vanilla Ice Cream, and for Jj we made and ate Jell-o™. Our sight words this month were: had, it, and jump. Before we knew it, it was time to celebrate Thanksgiving. The Stingray's learned all about Thanksgiving; how the Pilgrim's came over to The New World on The Mayflower and met The Native Americans. How they became friends and showed each other how to fish, hunt, farm and cook. Then one day they decided to have a big feast and celebrate their families and friendships. We discussed being thankful and each student expressed what they were thankful for. Our Thanksgiving Feast was a success! We had turkey and ham rolls, chicken nuggets, stuffing, mac and cheese, green beans, cranberry sauce and to finish it up a yummy pumpkin pie! The kids loved it! It was so yummy! Teacher Devin did all of the cooking. She's a wiz in the Kitchen. Thank you to PATTCH for our chicken nuggets. We hope everyone had a great Thanksgiving!



Ms. Sandra, Ms. Beth, & Ms. Terry

Starfish students were busy during the month of November learning about the letters T, G, and B, the numbers 5 and 6, the colors blue and brown, and the triangle shape. Our themes were about Thanksgiving and baking. Each day during Circle Time we

sang about the seasons, weather, months, and days of the week. Our pattern for our calendar was owl, deer, and fox. Each day the students had to determine which animal came next in our pattern as we counted the days in November. We came up with words that started with our letter of the week, counted our number of the week and sang the triangle song.

Thanksgiving was our theme throughout the month. We made a Thankful Turkey for our classroom door. Each feather mentioned something each student was thankful for. Moms and Dads were mentioned, but so were pizza, hot dogs, and toys! We introduced Thanksgiving words on our word wall. Turkey, mashed potatoes, cranberry sauce, pumpkin pie were a few that were mentioned. We read many books about Thanksgiving and sang, "Five Little Turkeys", and "I'm a Little Turkey". We made turkeys using the letter T shape.



Since there is a lot of baking going on throughout the holiday season, Starfish students spent a week doing nothing but baking for the letter B. They made chef's hats and wore them each day while we were baking. We made homemade bread with blueberry jam, banana bread, brownies, blueberry muffins, and ended the week with biscuits with homemade butter. The students learned about different baking utensils and we visited the church's kitchen and learned about different parts of a kitchen. We also made beaded necklaces and bracelets for the letter B.

We ended the month with a fabulous classroom feast for our Friendsgiving. The children made their own placemats for our day of thanks. They turned handprints into turkeys on the placemats. We were given a delicious tray of chicken nuggets (Thank you, PATTCH!) and the teachers brought in mashed potatoes, pumpkin muffins, fruit, cranberry sauce, and pumpkin pie for everyone to enjoy during our feast.

November went fast, but Starfish students got a lot done and did a lot of learning. We can't wait to see what December brings!





Ms. JoJo & Ms. Patsy

The focus for the Sea Turtles for November was on the letters B, C, and T. While working with the letter B and the color brown, we read Brown Bear, Brown Bear, What Do You See? by Eric Carle. The children tore brown construction paper into small pieces (this is a great way to develop those hand muscles!) and assembled them onto a bear face puppet. We also beaded bracelets and sang the song, "Going on a Bear Hunt"



For the letter C, we read one of my favorite Eric Carle books, The Very Hungry Caterpillar. Using the flannel board, I was able to share this story in a couple of different ways. The children love seeing all of the food the caterpillar ate all together on the board. To celebrate this story, they made multicolor caterpillar magnets. As a cat lover, it wouldn't be right to not do something to celebrate cats while studying C, so the Eric Carle book, Have You Seen My Cat? and Cat Nap by Toni Yuli, along with the cat face craft, made me happy. The children also LOVED seeing pictures of my fat cat, JuJu!

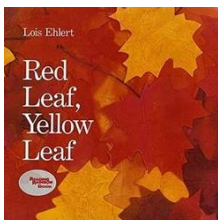
For the letter T, we did several thanksgiving and turkey crafts. The first was a carryover from C by having the children glue tiny kernels of corn onto a picture of corn. Another was a multi-stepped project that started with all of the children painting a large piece of paper that was then cut into the turkey's feathers for the finished product. Lastly, the children repurposed some of the water bottles we have been collecting, filled them with little pom-poms and transformed them into turkeys. All of this tearing, painting, picking up small objects (pom-poms, kernels, beads) and placing eyes, ears, and whiskers are excellent ways to develop the tiny muscles in your child's hands to get them ready for writing. The development and refinement of fine motor skills will continue to be a large focus of our Sea Turtles class.

Throughout the month, we sang the song "Thanksgiving Feast" by the Learning Station. This can easily be pulled up to view at home on YouTube. We also enjoyed a Charlie Brown style feast in our class on our last day together before the holiday. Thank you, PATTCH for providing us with the Chick-fil-A nuggets!



Ms. Dana

This month I shared two books with the children. The first was Red Leaf, Yellow Leaf by Lois Ehlert. This book tells the story of how a maple tree grows. After reading the story, we pretended to be falling leaves and danced to: Antonio Vivaldi The Four Seasons (Autumn)




The second book I shared is Giraffes Can't Dance by Giles Andreae. Poor Gerald the giraffe is very clumsy and thinks he can't dance. The other animals at the Jungle Dance make fun of him. He feels sad and embarrassed until he meets a friendly cricket and learns that "We can all dance when we find music that we love". I used this story to introduce different kinds of dancing to the children. We watched

videos showing people dancing the waltz, the twist, the tango, and the cha-cha. Then we had fun dancing to these different types of dance music.

[Giraffes Can't Dance \(B&N Exclusive Edition\) by Giles Andreae, Guy Parker-Rees, Hardcover](#)

Another favorite movement song is: [I get loose by Koo Koo Kangaroo](#)

Since we have been meeting outside for music, this is a great song to help us warm up on cooler days!



We continued working on movement activities by playing “Hop O Squirrel”.



*Hop o Squirrel, deedle dum, deedle dum
Hop o Squirrel, deedle dum, dee!*

We hopped, of course, but we also skipped, jumped, stretched, marched, clapped, stomped, wiggled, and ran! The verb in our song changed with each movement.



Maestra Mercedes

Mercedes

Hola! It has been a busy November in your children's Spanish class. We have continued to review our Spanish colors and numbers. One of the favorite videos this month has been this video that combines both concepts!

<https://www.youtube.com/watch?v=ZINFXntWOJw> Children in the Sea Turtles and Starfish classes love how it starts slowly and it gets faster and faster as the video progresses. It's a good way for them to learn numeros (numbers) and colores (colors) singing along to the video. We'll continue to practice, practice and practice colors and numbers throughout the year! The older groups are learning to sing along to this other video, which sings the numbers all the way to 20. It's repetitive but fun for them, and some of the students have almost mastered it already!

<https://www.youtube.com/watch?v=zzhHrQbHZMA&t=76s>



We had fun coloring “pavos” (turkeys), and soon we will start learning some Christmas vocabulary. Time is flying by! As always, we have practiced vocabulary about our bodies by dancing and singing at the end of each class. It's the perfect ending for a fun time learning Spanish!

Thank you for allowing me to be a part of All Saints' Day School and your children's early education. Hasta pronto!



For the Fridge...

| Date | Kids' Version | Event | Notes |
|--|---|-----------------------------------|---|
| December 9 th and 10 th Wednesday and Thursday |  | Holiday Gift Shop | Check Monday's E-mail for an explanation and directions. Donations due by December 4 th . |
| December 18 th Friday |  | Christmas at ASDS | Classroom Parties and Last Day of Classes |
| December 21 st Monday- January 3 rd Sunday |  | Enjoy your break! | School re-opens Monday, January 4 th ! |
| December 25 th |  | Merry Christmas! | May you and yours have a joy filled day! |
| January 4 th Monday |  | ASDS Reopens! | We hope that you have had a safe and healthy holiday! |
| January 18 th Monday |  | Martin Luther King Day | ASDS is Closed |

Merry Christmas from ASDS!

