



All Saints' Day School

Learning Through Play Since 1969



January 2021



1969 Woodside Lane · Virginia Beach, VA 23454

(757) 481-0577, ext. 2

allsaintsdayschoolvb.com



All Saints' Day School

Holiday Gift Shop a Resounding Success!



It was so wonderful to be able to have our annual Holiday Gift Shop for the students this year! It was a much-needed reminder of normal times during all this craziness! It is such a sweet tradition, and I'm so appreciative for Brooke Brooks and everyone who helped make it happen. Thank you to Natalie McIntyre, Mark Brooks, Teig DeGennaros and her mom, Deb Choroszy, Elizabeth Broel, Tiffany Brandal, Blaire Withers, Lindsay Johnson, Kristi Sinclair, Samantha Myers, and Abby Tesnow who helped set up, wrap presents, and pack up afterwards! I hope all of our ASDS parents enjoy the very special gifts your

children picked out for you. Believe me, they took their selections very seriously!

Gifts to the School



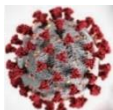
Some new playground toys arrived in December! They were a gift from a parishioner in honor of The Rev. Dr. Stanley Sawyer, and Seminarian Anne Zobel. The kids were overjoyed and squealed as Director Dianne brought them out to the playground. In addition to the rocker there were three trucks suitable for hours of sand play.

Thank You for Helping Us ALL Stay Well!

We are all still healthy and authorized to remain open! Thank you for your part in continuing to make this a reality! Now is not the time to relax. We must continue the hard work of staying vigilant and not let down our guard as our city's rates of infection place us solidly in the RED zone (data 12/23/2020). Mask, socially distance, wash your hands thoroughly and frequently, and behave as families and individuals when out and about. ALL of these practices are critical to our continued success in keeping COVID-19 at bay and are necessary in order for our school to stay open. You have been wonderful so far. We trust that you will not let the lure and aura of the upcoming holidays and get you off track. We're all in this together.



From the Director:



As we move deeper into Flu Season and become more vulnerable to ALL challenges to our health, we ask that you keep in mind the symptoms associated with the Novel Corona Virus – COVID-19. We thank you and your family for checking each and **every day**.

COVID-19 Symptoms

Fever of 100.4 F (38.0 C)	Diarrhea	Muscle or body aches	Congestion or runny nose
Chills	Fatigue	New loss of taste or smell	Nausea or vomiting (GI symptoms)
Cough	Headache	Sore throat	Shortness of breath or difficulty breathing



From the Classrooms



Ms. Cathy & Ms. Teresa

The Dolphin class was all about Christmas in December. We continued our usual routines in reading, math, science, and in the kitchen; adding a little bit of holiday cheer to all of our activities.

Every morning we continue with our independent reading as well as sight word review. Each child comes to school each morning excited to get into his/her book. It's a very exciting time, and I'm proud to see the progress all the children are making.

In math we continue to build on basic math skills as well as introduce higher level math to a portion of the children. The kindergarteners are also having fun working on some of our silly word problems.

In Science, our experiments have revolved around candy canes, hot chocolate, gingerbread men, and gingerbread houses. The children have come up with hypotheses on what will melt a candy cane the quickest, what will sink or melt in hot cocoa, and what items are strong enough to make an adequate gingerbread house. Of course, lots of taste tests and fun were had by all. Also, in science, we were able to light a single Christmas light with a AA battery as well as with a 9volt battery. We discussed closed circuits versus open circuits, and why the light was much brighter when we used the 9Volt battery.

In December, we did a few guided drawing activities. These are great projects to practice multi-step directions. The children, on their own, drew Santa, Rudolph, and an elf. We all decided Santa looked more like a "dog Santa" and the elf was our best effort.

We finished our month with a ride to the North Pole on the Polar Express. We had several stations in the classroom. The children made bead ornaments, reindeer food, played snowball tic tac toe, reindeer toss, cookie decorating, as well as magnetic jingle bell games. They also enjoyed hot chocolate and marshmallows on their travels. A great time was had by all.

I would like to take this time to wish all of our families a Merry Christmas and a Healthy and Happy New Year!





Ms. Parker & Ms. Drehoff

The Sea Otters buckled up and took flight. We learned about 15 different cultures and how they celebrate Christmas. They were:

France: We made a Père Noël ornament. They learned that that's the name for Santa in France. Children leave their shoes out on Christmas Eve and the Père Noël can fill them with toys.

Italy: We learned that children get presents from La Befana (The Old Woman) January 6th (the twelfth day of Christmas). She is a kind witch who is said to be looking for baby Jesus.

Mexico: Children celebrate Las Posadas (inn or lodging). Children spend nine days traveling from house to house reenacting the first Christmas. At the last house, they celebrate by having a fiesta with piñatas. Poinsettias are a traditional Christmas decoration. The children made a poinsettia wreath to decorate their homes.

Greenland: We learned that it is one of the closest countries to the North Pole. Places in Greenland are so cold they don't grow Christmas trees. They eat Mattak which is whale skin with blubber. Families leave up Christmas decorations up until January 6th (the twelfth day of Christmas).

Germany: Children in Germany use an Advent Calendar set to count down to Christmas. We learned about the Christmas pickle tradition, the first person to find the pickle ornament gets to open the first gift.

Israel: Children here celebrate Hanukkah instead of Christmas. Children light a candle on a menorah for each of the eight nights of Hanukkah. Often gifts are exchanged. Latkes or potato pancakes are a favorite treat.

Australia: In the most Southern Hemisphere or bottom half of the earth, it's summer during Christmas in Australia! They enjoy going to the beach Christmas Day!

Sweden: In Sweden children celebrate a special day called St. Lucia Day on December 13th. The oldest girl in each family wakes up early to serve her family coffee and sweet bread.

Netherlands: Children here call Santa Sinterklaas. They leave their shoes out on December 5th so that they can be filled with toys and candy. On Christmas Day they spend time with their families.

England: In England Santa is called Father Christmas. Children decorate Christmas trees with their families and they enjoy singing Christmas carols. They have many different traditional foods they enjoy on this special day! Our children made Christmas crackers to take home.

Canada: In Canada it is very cold on Christmas! Skiing is a very popular outdoor activity. Children like to send Christmas cookies and cards to their friends and family. A popular treat is a chocolate Yule log cake.

American Kwanzaa: Kwanzaa an African American celebration. This holiday focuses on family, harvest and culture. One of the symbols of Kwanzaa is the unity cup. The kinase holds 7 candles and each one represents something important dealing with the African culture.

Russia: In Russia, Grandfather Frost or Ded Moroz brings presents to children for the New Year. They celebrate Christmas January 7th. They enjoyed a drink made of boiled fruits and honey called Vzvar after the Christmas meal. The children made nesting dolls to reflect their culture.

India: Diwali is the Hindu Festival of Lights. The lights represent the inner light that protects them from darkness. Children in India celebrate with family, flowers, lamps, fireworks, and sweet treats. This is one of the most important holidays in India.

America: Here children celebrate Christmas in many ways. They leave out cookies and milk for Santa. On Christmas morning children open presents with their families beside their Christmas tree.

Each child had a personal passport and boarding card where they earned a stamp for learning about each of the cultures. We made a craft relating to the country and completed a workbook page to reinforce what we had read or listened to. We really enjoyed immersing ourselves into others' cultural beliefs. We are respecting others and their beliefs now we understand.



Ms. Susan & Ms. Devin

The Stingray's are ready for Christmas! We've made gifts for our parents. (We hope you love them.) We've worked super hard on them! We even decorated our own gift bags.

Many Christmas books have been read in class and we've learned about The First Christmas and more about Christmas. Our word wall is all about Christmas, too. We have been practicing our cutting on Christmas wrapping paper. That was so much fun.

The letters and letter sounds we've worked on are Kk, Ll, and Mm. We had Hershey's Kisses for Kk, for Ll we traced hearts for like and love, and for Mm we made snowcapped mountains.

The new sight words we've added to our list is kite, like, and more.

We've counted 65 days out of the first 100 days of school. Time is flying by! We are introducing very simple addition, too. Teacher Devin and I hope you all have a wonderful holiday season! See ya'll in 2021!



Ms. Sandra, Ms. Beth, & Ms. Terry

Starfish students were busy spreading holiday cheer during the month of December. We started the month with a visit from the Gingerbread Man. Every day he arrived in our class with a special treat for the students. He brought them mini candy canes, gingerbread cookies, chocolate coins, a new book for the class, and Hershey kisses. The children were so excited when he showed up in the class with all of his surprises. We read many versions of The Gingerbread Man/Boy and watched a video where the Gingerbread Man escapes from the Fox's mouth and runs away. The children made gingerbread men from cardboard cutouts and craft paper. They also decorated cookies and dressed up the Gingerbread Man using Play-Doh™.

The students loved all the gifts the Gingerbread Man brought them, but the second week of December our classroom elf, Timmy, arrived with a note each day telling the class how they could spread holiday cheer. They delivered candy canes, Hershey kisses, and chocolate coins to all the other classes in the school while singing Jingle Bells at a safe distance, of course. The students sat next to someone new during snack and said many pleases and thank-yous throughout the week.

Timmy was so impressed with their kindness, that he sent them presents the following week. We received two new games to play in the class.

Throughout the month, Starfish students were busy making presents for their families. They created a beautiful Christmas tree scene using watercolor paper, canvas, gems, and sparkly stars. Another Christmas tree was created using paper plates and pom poms. Two ornaments were made, one using tissue paper creating a stained-glass look, and the other was made using paint inside the ornament using a swirling technique. We made a recycling craft using our water bottles from snack. The children turned them into reindeer, and they made a jingle-jangle bracelet with beads and a bell.

Pajama day was a blast! The students showed up in their best holiday pajamas, and we popped popcorn and watched our favorite Christmas movie: *Stickman*.

Our classroom Christmas party was so much fun. We did an experiment where the students had to melt Christmas shapes using vinegar, and we decorated cookies and had a fabulous time eating them.

The Starfish were able to accomplish a lot in three short weeks, and we were also able to introduce the letters E, C, and J, numbers 7 and 8, and the rectangle shape.

December was truly memorable in the Starfish class. We are thankful we were able to finish out the first half of the school year with healthy students and teachers. We are looking forward to 2021 and seeing what progress our Starfish students will have the second half of the school year. Merry Christmas!





Ms. Dianne & Ms. Patsy

What a busy month we had in the Sea Turtles class! It was like Santa's best elves came to ASDS! The children made all kinds of Christmas crafts while we focused on the letters C and G and the numbers 1-6. Our shape this month was the star and the color was green. Perfect for the holidays!

We started the month talking about the story of the Gingerbread Man. We decorated gingerbread men, sang about gingerbread men, and ate gingerbread men! The children loved the song from Jack Hartman. Here's the link: <https://youtu.be/EoRrP12g6uk>. This version is great because, unlike the story most of us grew up, with the gingerbread boy gets away!

We continued working on our fine motor skills while doing such crafts as making pipe cleaner candy canes and the assorted gifts for Christmas. In addition to the song I already mentioned, the children loved singing "Head, Shoulders, Knees, and Toes". We sing that song lots of different ways to teach opposites: fast vs. slow and loud vs. quiet. I hope you all enjoy the video that was sent home from music class. It just wouldn't be Christmas without some kind of performance! Teacher Patsy and I have loved being with your children and we are all looking forward to the new year! Teacher Dianne



Ms. Dana

Happy New Year! During December, each class learned a Christmas song to share with their parents. I hope you enjoyed watching your child.

Ask your child to recite the rhyme "5 Little Gingerbread Men":

*Five little gingerbread men lying on a tray
One jumped up and ran away
Shouting catch me, catch me if you can
I run really fast,
I'm the gingerbread man!*

...Four little gingerbread men, etc.



We enjoyed dancing the Reindeer Hokey Pokey with hooves (feet), antlers (hands on head), red nose, and tail.

At the end of the month, we pretended we had to move through a room full of Jell-o. How would we use our arms and legs to push through the Jell-o? Could we move quickly, or would we have to move slowly through the sticky Jell-o?

We also played the movement game Statues. We started by forming shapes with our bodies. Then, while I shook a tambourine, everyone slowly changed to a new shape. This game requires good balance! Everyone enjoyed dancing to this song:

[Wave your hands up high](#)





Señora Mercedes

Hola! I can hardly believe this crazy year is finally coming to an end. Your children have been having lots of fun during Spanish, and I love to see how they know the songs and activities that we do at the beginning of every class. First we say "arriba" elevating our hands...then we lower them by saying "abajo," repeating both movements several times, from slow to fast until we say "para" as we stop. Then with our hands wide open we say "cierra" as we close them and "abre" as we open them, again, from slow to fast. We close this class intro by singing "hola, hola means hello, means hello, means hello, hola, hola means hello, hola amigos!" using the "London Bridge Is Falling Down" tune. They are SO good at it!

The Sea Turtles and Starfish have finished their lessons about colors, and we'll start the lessons about numbers in the new year. The Sea Otters and Stingrays have done a fantastic job with their color lessons, and in the new year they will start learning some more vocabulary about animals, body, and days of the week. They also have started to be able to tell me about their feelings: *estoy bien* (I am well), *estoy así así* (I am so-so), *estoy mal* (I feel badly), *estoy cansado/cansada* (I am tired), *estoy enfadado/enfadada* (I am angry). We'll continue to practice!

The Dolphins are awesome at their colors and numbers and they have been working at the Months of the Year Project. They are not finished yet. I hope you liked their Christmas book! I think they did an excellent job!



Here's a video about the First Christmas in Spanish. It's easy to follow along!

<https://www.youtube.com/watch?v=xJiV9POGXqI>

Feliz Navidad and best wishes for a better year in 2021.



Coach Jess

Merry Christmas and Happy New Year!






We have had some Holiday fun over the last couple weeks. Christmas and holiday themed games and activities are always my favorite to play with your children!

We had our very own version of reindeer games. They were filled with Reindeer tag, snowball fights, decorate the Christmas tree, ornament exchange, and Christmas tree relays! We even used our parachute to make our elves and reindeer fly!

I'm excited about 2021 and all the fun things I have planned for your kiddos! I hope everybody has a wonderful holiday break! Big hugs and many thanks!



For the Fridge...

Date	Kids' Version	Event	Notes
January 4 th Monday		ASDS Reopens!	We hope that you have had a safe and healthy holiday!
January 18 th Monday		Martin Luther King Day	ASDS is CLOSED
February 1 st Monday		Staff Inservice Day	ASDS CLOSED to Students
February 14 th Sunday		Valentines' Day	There's plenty of L♥VE to go around!
February 15 th Monday		Presidents' Day	ASDS is CLOSED

